

C.W. ALBERT

LADENBAU / SHOP EQUIPMENT

komet



For Fashion in the Spotlight.

The Komet System appealingly presents your goods to customers. Komet offers an optimal presentation of goods.

- Various models out of square tubing 25 x 25 mm
- Stable with feet or mobile on double rollers
- Great variety of fixtures in glossy or matt chrome
- Placement according to individual needs
- All fixtures are height-adjustable from 1100 to 1600 mm height
- Variable height adjustment on demand




1 4104 Komet cross stand
Equipped with:
2 Slanted arms 4224, 450 mm
2 Tiered arms 4244, 450 mm

4104 Komet cross stand
Equipped with:
4 arms 4214, 450 mm



4101 Komet stand
Equipped with:
1 Slanted arm 4223, 350 mm
1 Tiered arm 4243, 350 mm



4101 Komet stand
Equipped with:
2 Swivels 4470 with 12 arms



4103 Komet stand
Equipped with:
3 arms 4213, 350 mm



Komet-System

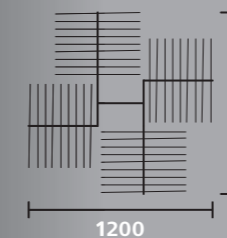


Image 1+2

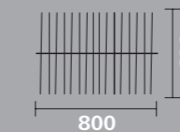


Image 3, 6+7

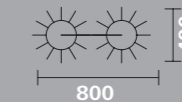


Image 4

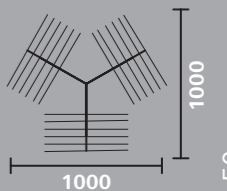


Image 5

M 1:50



All Komet models optionally come with feet or mobile with double rollers, 50 mm Ø



4107 Komet stand with cross foot
Equipped with:
2 arms 4213, 350 mm



4108 Komet stand with foot plate
Equipped with:
2 arms 4213, 350 mm



8

4160 Komet stand 600 mm axis
 Equipped with:
 2 Conf. Frames 4560
 1 Tiered 4223, 350 mm
 1 Tiered arm 4243, 350 mm



9

4190 Komet stand 900 mm axis
 Equipped with:
 2 Conf. Frame 4590
 1 Tiered 4223, 350 mm
 1 Tiered arm 4243, 350 mm

Image 8

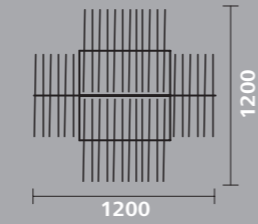


Image 9

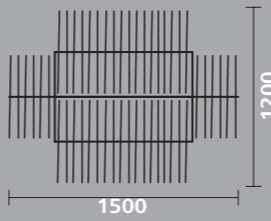



Image 10

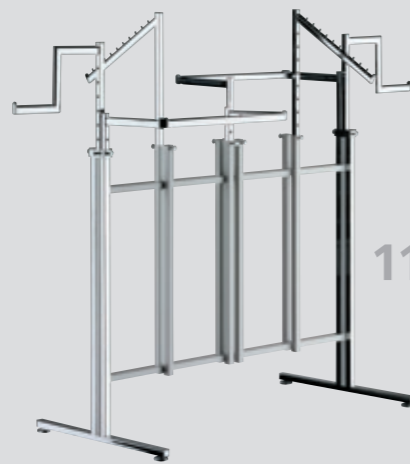


Komet System




10

4125 Komet stand 1250 mm axis
 Equipped with:
 2 Conf. Frame 4525
 1 Tiered 4223, 350 mm
 1 Tiered arm 4243, 350 mm



11

4168 Komet stand 2 x 600 mm axis
 Equipped with:
 2 Conf. Frame 4560
 2 Tiereds 4224, 450 mm
 2 Tiered arms 4243, 350 mm



4750 Wooden base



4565 Glass base



3337 Glass holder



Image 11

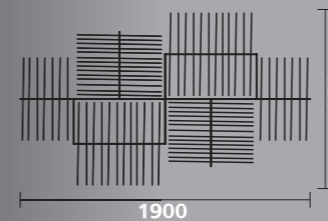
4190 Komet stand 900 mm axis
 Equipped with:
 1 Con. framework 4590
 1 Tiered arm 4323, 450 mm
 1 Tiered arm 4324, 450 mm

Image 12



13

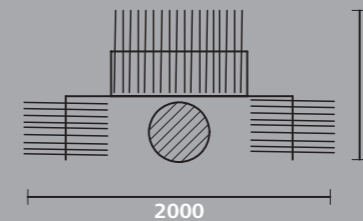
4465 Decorative hanger with pant panger
 Height adjustabler



Choices for Height Adjustment:



Grid adjustment
 50 mm tiers



Height adjustment
 continuous



14

4490 Komet mirror
 1250 x 400 mm,
 with wooden base

Kombi Komet

The new trend! The center panels made of wood, perforated metal or glass can easily be exchanged without tools. You can easily create new themes for different departments. Seasonal fashions can be differentiated using different back panels.

Model 4360 is also equipped with two perforated stand pipes. Shelves can thus be hung on one or two sides at different heights. The C to C corresponds to the shop standard: C to C 620 mm (equivalent to 623 mm inside/outside for hook-on accessories) and 50 mm hole spacing.



16

4360 Komet stand 682/620 mm axis
 With holding elements for wooden back panel
 With two additional perforated stand pipes
 Equipped with:
 1 Con. Frameworks 4582
 1 Slanted arm 4223, 350 mm
 1 Tiered arm 4243, 350 mm
 1 Wooden center panel 4361
 4 Wooden base 4750, with carriers



15

4260 Komet stand 600 mm axis
 With holding elements for wooden back panel
 Equipped with:
 2 Con. Frameworks 4560
 1 Slanted arm 4223, 350 mm
 1 Tiered arm 4243, 350 mm
 1 Wooden center panel 4261



17

Maxi Komet

Capacity in a compact package. A recent classic that offers an 8-fold presentation with of a total arm length of 2400 mm. On the one hand, the square dimensions offer you uncomplicated placement on the sales floor, and on the other hand they offer you a strong and ordered concentration of goods.

Perfect for presenting skirts/blouses or pants/jackets. Overall an indispensable "selling machine" with first-class cost to benefit ratio.

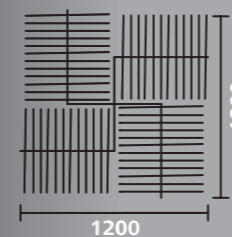
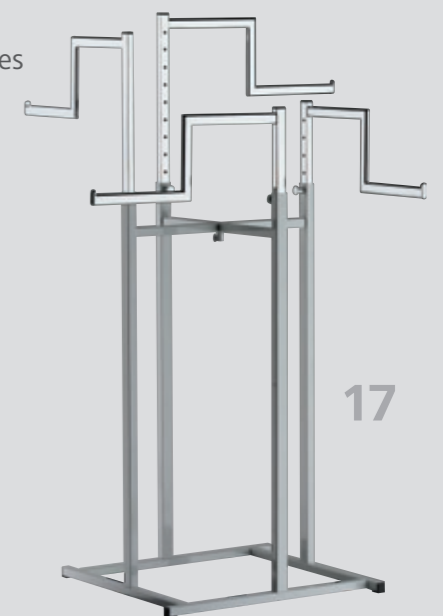


Image 17


M 1:50



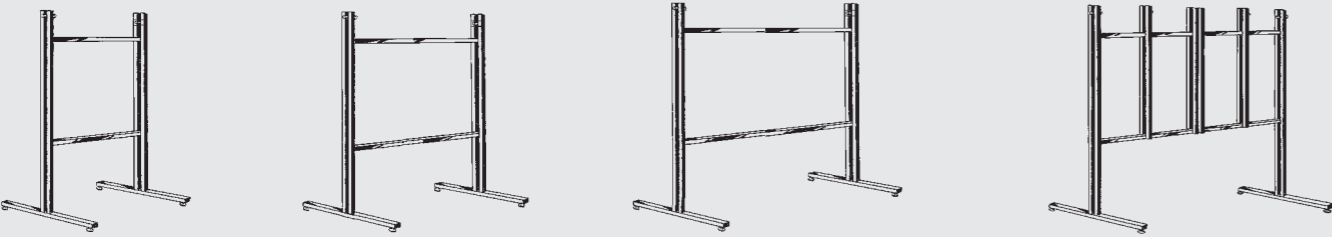
17

4144 Komet cross stand
 Equipped with:
 4 Tiered arms 4545, 600 mm

Komet System Technical Data



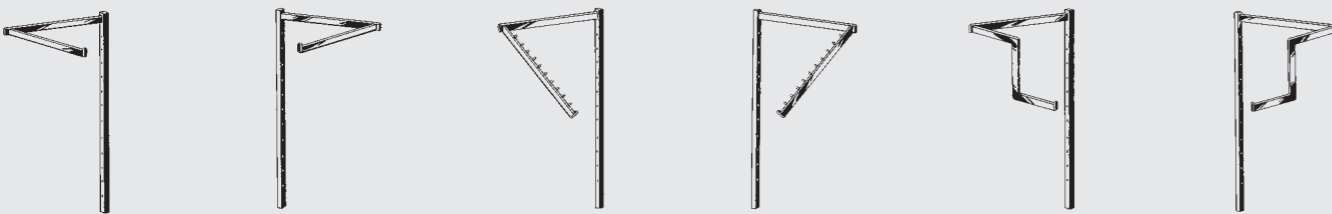
4101 Basic Model H = 1050 mm
4107 Basic Model H = 1050 mm
4108 Basic Model H = 1050 mm
4103 Basic Model H = 1050 mm
4104 Basic Model H = 1050 mm



4160 Basic Model C to C = 600 mm with 6 Standpipes
4190 Basic Model C to C = 900 mm with 6 Standpipes
4125 Basic Model C to C = 1250 mm with 6 Standpipes
4168 Basic Model C to C = 2 x 600 mm with 14 Standpipes



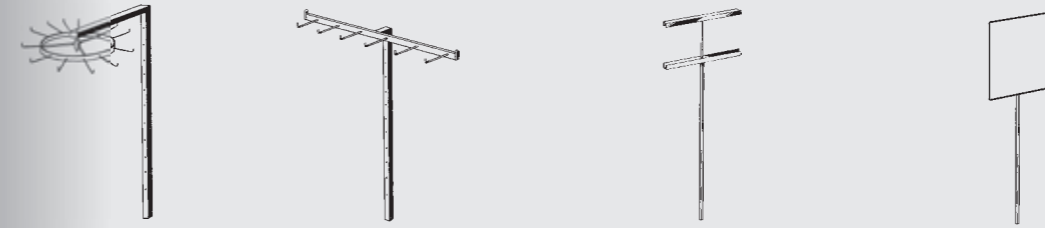
4213 Support arm L = 350 mm
4214 Support arm L = 450 mm
4223 Slanted arm L = 350 mm
4224 Slanted arm L = 450 mm
4233 Slanted arm L = 350 mm
4234 Slanted arm L = 450 mm
4223 Tiered arm L = 350 mm
4224 Tiered arm L = 450 mm



Support arm angled to the left
4311 L = 350 mm
4313 L = 450 mm
Support arm angled to the right
4312 L = 350 mm
4314 L = 450 mm
Slanted arm angled to the left
4321 L = 350 mm
4323 L = 450 mm
Slanted arm angled to the right
4322 L = 350 mm
4324 L = 450 mm
Tiered arm angled to the left
4341 L = 350 mm
4343 L = 450 mm
Tiered arm angled to the right
4342 L = 350 mm
A4344 L = 450 mm



4410 Three arm circle stand L = 650 mm
4420 T-arm with 300 mm length L = 550 mm
4440 Slanted arm with 300 mm length L = 350 + 350 mm



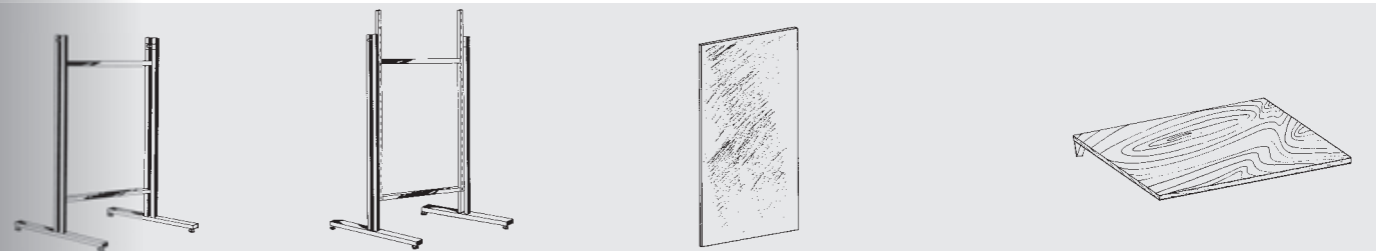
4470 Swivel For belts and ties 360 mm Ø with 12 arms
4480 Support Arm For belts and ties L = 650 mm with 6 arms
4450 Placard Holder Height adjustable L = 200 mm, Stand tube = 700 mm
2226 Placard Frame DIN A4 Vertical Stand tube = 700 mm



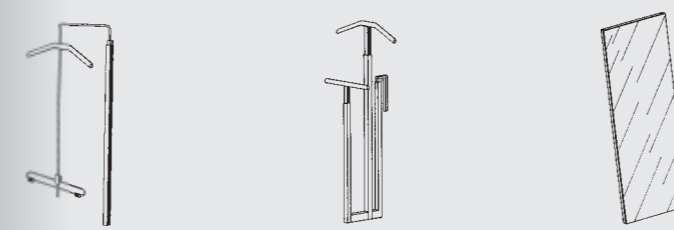
Con. Frameworks for Model 4360
4560, C to C 600 mm, T = 300 mm
4582, C to C 682 mm, T = 300 mm
Con. framework for Model 4125
4590, C to C 900 mm, T = 300 mm
4525, C to C 1250 mm, T = 300 mm,
Glass base
4565 for C to C = 600 mm 577 x 250 x 8 mm
4566 for C to C = 682 mm 659 x 250 x 8 mm
4595 for C to C = 900 mm 877 x 250 x 8 mm
3337 Glass Plate Holder 4 per base



4613 Doppel-Tragarm L = 350 mm
4623 Doppel-Tiered L = 350 mm
4643 Doppel-Tiered arm L = 350 mm



4260 Basic Model C to C = 600 mm, with 6 stand pipes, with holding elements for wooden center panel
4360 Basic Model C to C = 682/620 mm with 8 stand pipes, with holding elements for wooden center panel
Wooden Center Panel
4261 563 x 1200 x 19 mm for Model 4260
4361 592 x 1200 x 19 mm for Model 4360
4750 Wooden Base for Model 4360 700 x 400 x 19 mm, with 2 hook-in arms C to C = 620 mm



4460 Decorative Hanger With holding pipe and Clip hanger
4465 Decorative Hanger with pant arm for all Komet long stands
4490 Mirror for all Komet long stands 1260 x 400 mm with wooden back panel



18
4120 Mini Komet Stand
 Equipped with:
 4 arms 4811



19
4120 Mini Komet Stand 2 levels
 Equipped with:
 2 Slanted arms 4821
 2 Tiered arms 4851
 2 Slanted arms 4822
 2 Tiered arms 4852



20
4120 Mini Komet Stand 3 levels
 Equipped with:
 4 arms 4811
 8 arms 4812



21
4120 Mini Komet Stand for stockings
 Equipped with:
 12 Holding elements 4872,
 L = 515 mm, each with 5 arms,
 L = 150 mm



22
4120 Mini Komet Stand for stockings
 Equipped with:
 12 Inserts made of perforated metal 4882,
 2 levels for packaged stockings,
 L = 500 mm, T = 240 mm

Mini Komet


The light design made of square tubing, 20x20 mm, chromium plating:

- Upper carrier can be pulled out from 1.350 to 2.000 mm height
- Multiple level usage
- Specially made for lingerie, bathing apparel and children's clothing

4120 Mini Komet Stand for handbags
 Equipped with:
 4 Handbag arms 4861, L = 420 mm
 4 Handbag arms 4862, L = 420 mm



23




4120 Basis model
 H = 1250 mm



4811 Support arm
 L = 300 mm



4821 Slanted arm
 L = 300 mm



4841 Tiered arm
 L = 300 mm



4851 Tiered arm
 L = 300 mm, slanted



4812 Support arm
 L = 300 mm



4822 Slanted arm
 L = 300 mm



4842 Tiered arm
 L = 300 mm



4852 Tiered arm
 L = 300 mm, slanted

**■ Komet**

The multipurpose all-rounder for the display floor.

■ Montana

Cool design with holistic philosophy.

■ Monza

The connector for 25 square tubing:
Modular, modern, versatile and inexpensive.

■ Shopmaster

Confection stand, the unimposing "work animals"
with three differently shaped bases. Double stand,
roller stand and mirror round off the program.

■ System 5000

The ideal shelving system for your walls.